

GLASS DOOR REACH-IN REFRIGERATORS

 MODEL: MXCR-23GDHC MXCR-49GDHC


MXCR-23GDHC



MXCR-49GDHC

Maxx Cold Glass Door Reach-In Refrigeration combines durability and longevity with visual appeal. Featuring an energy efficient bottom mounted compressor, the glass door refrigerators effectively display foodservice products at the ideal temperature to preserve freshness and extend shelf life. Simple to use programmable solid state digital controls allow for accurate and flexible use of the unit.

FEATURES AND CONSTRUCTION

- Durable, easy to clean stainless steel exterior and interior
- Self-closing, locking, dual-pane glass doors with easy to grip handles
- Adjustable heavy-duty wire shelves (3 per section/door)
- Open door alert beeps when door has been open for 3 minutes
- Equipped with 4" swivel casters
- Digital control system
- LED interior lighting & temperature display
- Automatic defrost system
- Equipped with integrated condensate evaporator therefore no drain line connection is needed
- Urethane foam insulated walls

NOMINAL STORAGE CAPACITY

MXCR-23GDHC..... 23 Cu Ft (651 L)

MXCR-49GDHC..... 49 Cu Ft (1387 L)


TEMPERATURE

Holding temperature 34°F to 41°F (1°C to 5°C)

- Efficient forced-air refrigeration system

ELECTRIC

115V / 60Hz / 1Ph
 (230V / 50-60Hz / 1Ph is available as an option)
 6' (2m) NEMA 5-15P cord set included



NEMA 5-15P

3RD PARTY APPROVALS



Intertek

Certified to ANSI NSF 7



Intertek

Certified to ANSI UL 471



Zero Ozone Depletion Potential



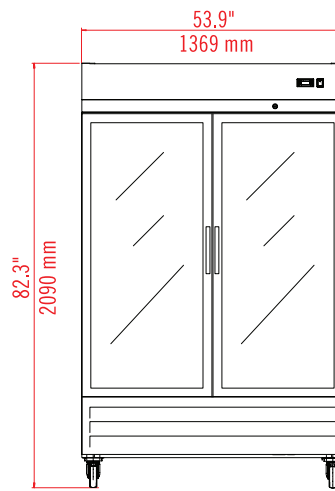
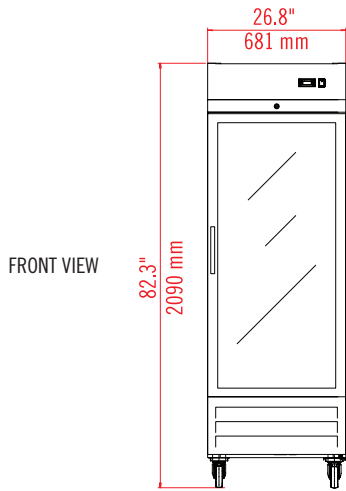
DOE 2018 Compliant

MAXX COLD WARRANTY (USA / CANADA)

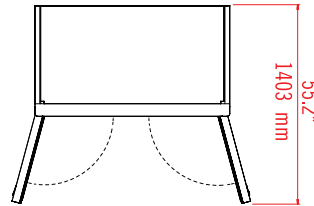
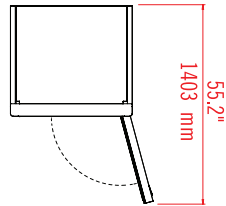
Contact Maxx Cold for warranty statement at
 TechnicalServices@TheLegacyCompanies.com or 877.368.2797

MXCR-23GDHC



MXCR-49GDHC



TOP VIEW



SIDE VIEW



MODEL	EXTERNAL DIMENSIONS	INTERNAL DIMENSIONS	NOMINAL CAPACITY	HOLDING TEMPERATURE RANGE	AMP DRAW	SHIPPING WEIGHT	REFRIGERANT AND CHARGE SIZE	DOORS / SHELVES	ELECTRICAL
MXCR-23GDHC	26.8" x 31.9" x 82.3" (681 x 810 x 2090 mm)	22.2" x 27.6" x 50.2" (564 x 700 x 1276 mm)	23 Cu Ft (651 L)	34°F to 41°F (1°C to 5°C)	3A	366 lbs (166 kg)	R-290A 3.0 oz (85 g)	1 / 3	115V / 60Hz / 1Ph
MXCR-49GDHC	53.9" x 31.9" x 82.3" (1369 x 810 x 2090 mm)	49.4" x 27.6" x 50.2" (1254 x 700 x 1276 mm)	49 Cu Ft (1387 L)	34°F to 41°F (1°C to 5°C)	4.5A	597 lbs (272 kg)	R-290A 3.7 oz (105 g)	2 / 6	115V / 60Hz / 1Ph

INSTALLATION

- Shorter caster options are available to lower the overall height of the unit