

BEER TOWER DISPENSERS - DUAL TOWER

MODEL: MXBD48-2SHC MXBD60-2SHC MXBD72-2SHC



MXBD48-2SHC



MXBD60-2SHC



MXBD72-2SHC

Maxx Cold X-Series Beer Tower Dispensers feature a sanitary stainless steel top and exterior for durable performance and easy cleaning. Forced air refrigeration system distributes cold air evenly to keep contents cooled. Two standard 3-inch polished stainless steel draft tower dispensers are mounted to the top center counter and are cooled by continuous cold air circulation to maintain tap temperature that reduces foam when dispensing.

FEATURES AND CONSTRUCTION

- Constructed of stainless steel exterior and white powder-coated interior
- Stainless steel interior floor plate
- 3" (77mm) diameter stainless steel insulated beer towers
- Locking door(s) with wavy to grip recessed door handles
- Equipped with four (4) or six (6) swivel casters (two with brakes)
- Solid state digital control system
- LED temperature display
- Equipped with integrated condensate evaporator therefore no drain line connection is needed
- Urethane foam insulated walls and doors
- Front-breathing refrigeration system

NET STORAGE CAPACITY (Cu Ft / L & Kegs)

MXBD48-2SHC 10.5 Cu Ft (297 L) / 2 Kegs


MXBD60-2SHC 14.2 Cu Ft (402 L) / 2 Kegs

MXBD72-2SHC 17.3 Cu Ft (490 L) / 3 Kegs*

*Up to 4 different products when utilizing smaller kegs

ELECTRIC

115V / 60Hz / 1Ph
 (230V / 50-60Hz / 1Ph is available as an option)
 6' (2m) NEMA 5-15P cord set included



NEMA 5-15P

3RD PARTY APPROVALS



Intertek

Certified to ANSI NSF 7



Intertek

Certified to ANSI UL 471



Zero Ozone Depletion Potential



DOE 2017 Compliant

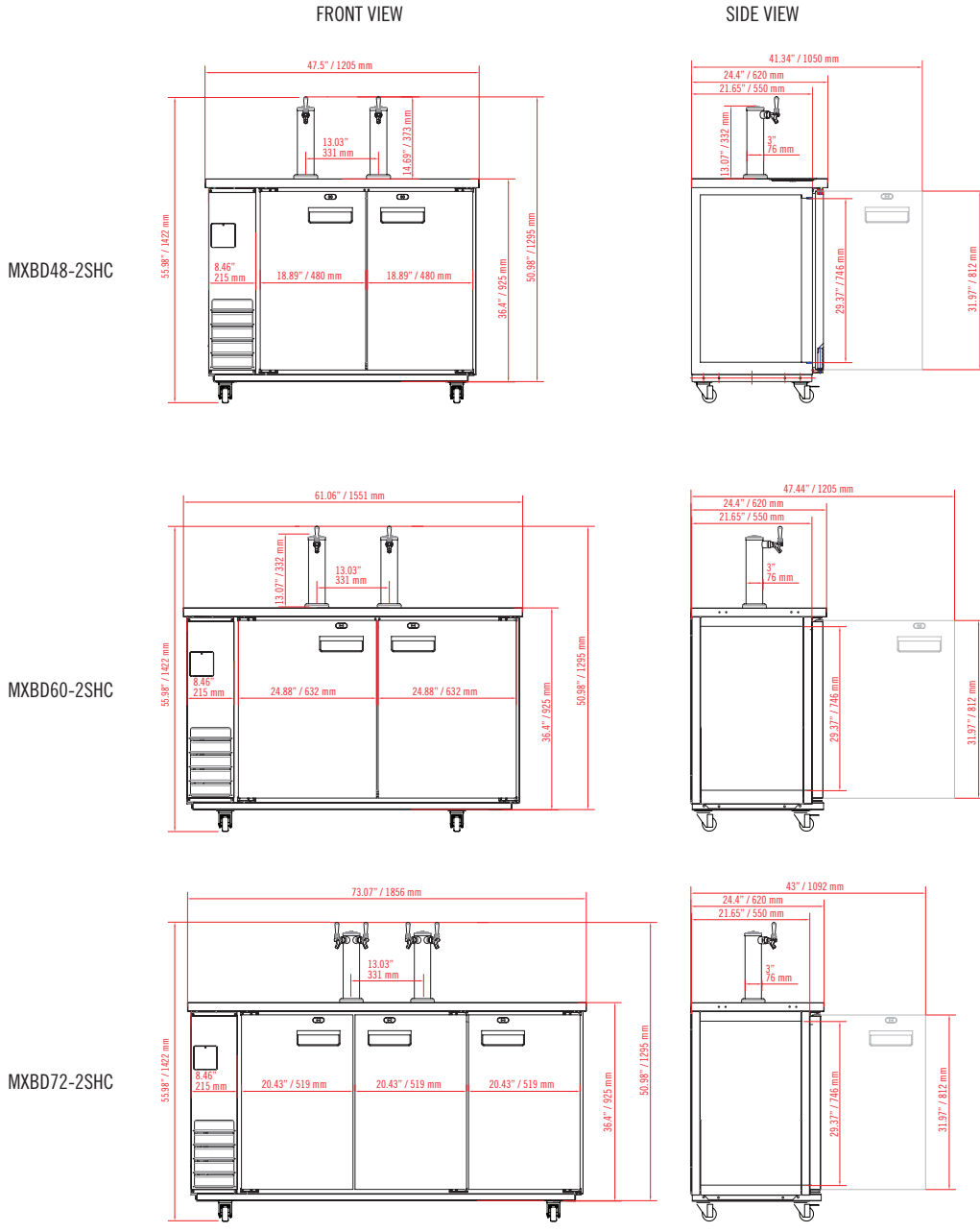
TEMPERATURE

Holding temperature 33°F to 41°F (1°C to 5°C)

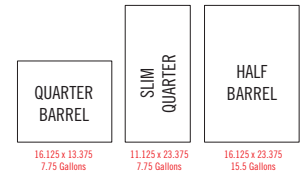
- Solid-state controls and forced-air system deliver consistent, easily adjustable temperature performance

MAXX COLD WARRANTY (USA / CANADA)

Contact Maxx Cold for warranty statement at
 TechnicalServices@TheLegacyCompanies.com or 877.368.2797



TYPICAL KEG SIZES



MODEL	EXTERNAL DIMENSIONS	NET CAPACITY	HOLDING TEMPERATURE RANGE	AMP DRAW	SHIPPING WEIGHT	REFRIGERANT AND CHARGE SIZE	DOORS / TOWERS / TAP FAUCETS	ELECTRICAL
MXBD48-2SHC	47.5" x 24.4" x 55.98" (1205 x 620 x 1422 mm)	10.5 Cu Ft (297 L)	33°F to 41°F (1°C to 5°C)	3.0A	267 lbs (121 kg)	R-290a 3.88 oz (110 g)	2 / 2 / 2	115V / 60Hz / 1Ph
MXBD60-2SHC	61.06" x 24.4" x 55.98" (1247 x 620 x 1422 mm)	14.2 Cu Ft (402 L)	33°F to 41°F (1°C to 5°C)	3.0A	304 lbs (138 kg)	R-290a 3.88 oz (110 g)	2 / 2 / 2	115V / 60Hz / 1Ph
MXBD72-2SHC	73.07" x 24.4" x 55.98" (1856 x 620 x 1422 mm)	17.3 Cu Ft (490 L)	33°F to 41°F (1°C to 5°C)	3.0A	351 lbs (159 kg)	R-290a 4.59 oz (130 g)	3 / 2 / 4	115V / 60Hz / 1Ph

INSTALLATION

- Shorter caster options are available to lower the overall height of the unit to satisfy ADA or other low profile requirements
- It is suggested that your beer distributor hook up this appliance initially for proper dispensing, and explaining needed sanitation/cleaning procedures
- Operation requires CO2 tank and regulator (not included)