

VERTICAL DISPLAY FREEZER

MODEL: DURF32W

PRO-KOLD

Product features

- Intelligent temperature control reduces energy consumption
- (8) adjustable shelves to fit your display needs
- LED lights for enhanced product display
- Self-closing, triple pane glass doors to reduce heat transfer and optimize energy savings
- Stainless steel interior floor for maximum hygiene and easy cleaning
- Evaporative condensing pan included, no plumbing required
- Automatic defrost cycle
- Forced air cascade system to promote even cooling throughout product displayed
- Illuminated display to enhance advertising opportunities




Available Color

WHITE

Accessories

- Casters
- Additional shelves

Product highlights



LED Lighting



Intelligent temperature control



Easy access to condensing unit

Certifications



Warranty

- 2 year parts and labor
- Additional 3 year compressor coverage


Residential: Assumes on liability for parts or labor coverage for component failure, factory defect or any other damages for units installed in non-commercial foodservice or residential applications.

PRODUCT SPECIFICATIONS

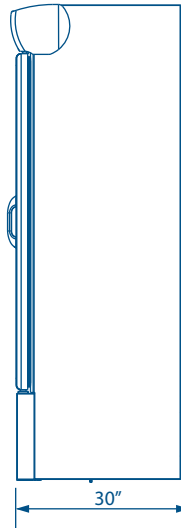
MODEL: DURF32W

Plan view

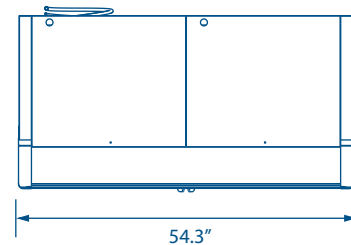
Front view



Side view



Top View



Technical data

Dimensions

External dimensions	W: 54.3" D: 30" H: 78.7"
Internal dimensions	W: 50" D: 22" H: 52"
Net volume	32 ft3 774 lts
Net weight	485 Lbs.
Gross weight	518 Lbs.
Packaging dimensions	W: 59" D: 31" H: 79"

Electrical data

Power supply	110v/ 60 Hz
Amps	12.89
Length of cord	118" (3000mm)
Lighting	LED
Plug type	NEMA-5-15P
Controller	Digital
Compressor power	1 1/4 HP

Performance data

Refrigerant charge	27.8 oz
Energy consumption	17.14 kwh/24h
Condenser forced	Ventilation Forced
Evaporator	Ventilation Forced
Evaporation temperature	86° F
Expansion method	Capilar
Thawing method	Electrical

Cooling

Temperature range	-0.4°F to -10°F (Exhibition)
Refrigerant	R404a
Defrosting	Electric
Temperature controller	Digital
Optimum temperature range	-0.4°F to -10°F

Construction

Exterior material	Pre-painted sheet metal
Interior material	Pre-painted sheet metal
Number of shelves	8
Shelf material	Pre-painted steel
Door type	Glass door
Door quantity	2

Logistic data

Trailer Loads	30 fit on a 53' trailer
Unit weight with packaging	518 Lbs.
Dimensions with packaging	W: 55" D: 31" H: 79"

* W= Width, D= Depth, H= Height