

ITEM #: _____ QTY: _____
 MODEL #: _____
 PROJECT NAME: _____

060118

3601 S. Banker St. Effingham, IL 62401 • P.O. BOX 609 • Ph: (888) 431-2667 • Fax: (800) 433-2667

"RA" BOARD COLLECTION - 2-1/4" THICK - EDGE GRAIN
2-1/4" THICK - REVERSIBLE

FEATURES:

- RECTANGULAR CUTTING BOARD 2-1/4" THICK
- EDGE GRAIN CONSTRUCTION
- HAND GRIPS ON EACH END
- REVERSIBLE CUTTING SURFACE
- AVAILABLE IN NORTHERN HARD ROCK MAPLE AND AMERICAN CHERRY
- BOOS BLOCK CREAM FINISH WITH BEESWAX



"RA" BOARD COLLECTION - 2-1/4" THICK - EDGE GRAIN

MODEL #	QTY
RA01	
RA02	
RA03	
RA06	
CHY-RA01	
CHY-RA02	
CHY-RA03	

SOME UNITS SHIP UNASSEMBLED FOR REDUCED SHIPPING COST. ALL DIMENSIONS ARE TYPICAL. TOLERANCE +/- .500"
 John Boos & Co. is constantly engaged in a program of improving products and therefore reserves the right to change specifications without prior notice.



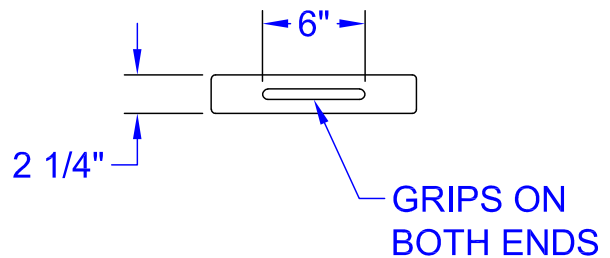
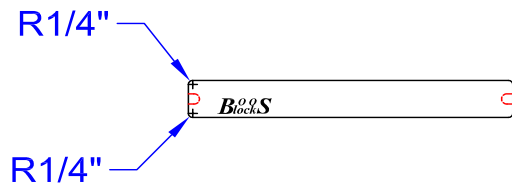
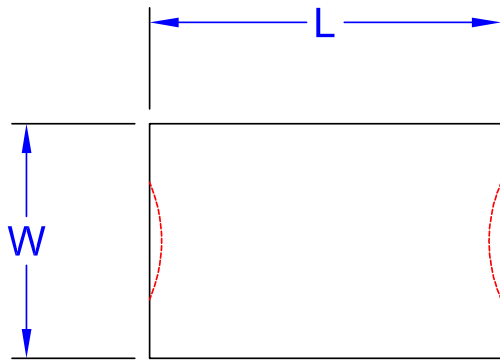
John
BOOS
Since 1887

ITEM #: _____ QTY: _____

MODEL #: _____

PROJECT NAME: _____

3601 S. Banker St. Effingham, IL 62401 • P.O. BOX 609 • Ph: (888) 431-2667 • Fax: (800) 433-2667



"RA" BOARD COLLECTION - 2-1/4" THICK - EDGE GRAIN

MODEL #	WOOD TYPE	BOARD SIZE	WEIGHT (LBS)
RA01	MAPLE	18" X 12" X 2-1/4"	13
RA02	MAPLE	20" X 15" X 2-1/4"	20
RA03	MAPLE	24" X 18" X 2-1/4"	30
RA06	MAPLE	30" X 23" X 2-1/4"	48
CHY-RA01	CHERRY	18" X 12" X 2-1/4"	15
CHY-RA02	CHERRY	20" X 15" X 2-1/4"	20

SOME UNITS SHIP UNASSEMBLED FOR REDUCED SHIPPING COST. ALL DIMENSIONS ARE TYPICAL. TOLERANCE +/- .500"

John Boos & Co. is constantly engaged in a program of improving products and therefore reserves the right to change specifications without prior notice.



3601 S. Banker St. • Effingham, IL 62401 • PO BOX 609 • quotes@johnboos.com

06W0118



www.johnboos.com