

*Manufactured and imported directly from Greece, the home of the gyro!*



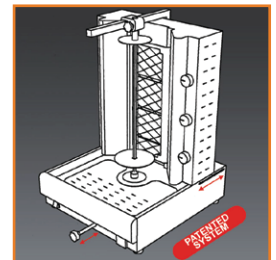
Line CLASSIC (gas)

Line CLASSIC (electric)

Line TURBO (gas)

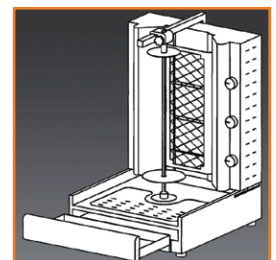


**Patented moveable rear heating elements allow the burners to remain at the optimal distance from the meat, (You control the distance without moving the spit). Available in all models.**



Main body of gyro with burners moves forwards and backwards.

- **Stainless steel** Constructed AISI304, never rusts or corrodes.
- **Line Turbo (gas)** have double row of burners for very fast roasting.
- **Front control panel** Easier to use and spacing saving.
- **Burner protection net** Easy to remove and clean. **Rounded edges** For easy cleaning.
- **Grease Drawer** Prevents spills, easy to remove and clean.
- **Stainless steel shovel** Available with all the gyros.
- **Warranty** (1) years parts and labor.



Removable grease drawer



# Visvardis S.A.

Made in Greece

### Line CLASSIC



DE2A



DE3A



DE4A

	MODEL	DIMENSIONS (H×W×D)	WATT	AMP	WEIGHT (LB)	MEAT CAP. (LB)	SPIT HEIGHT
<b>ELECTRIC</b> 208 Volts 3 Phase Hard Wire	DE2A	33" × 21" × 25"	6600	18 per phase	82	66-100	24 ¾"
	DE3A	39" × 21" × 25"	9900	27 per phase	87	90-140	31 ⅛"
	DE4A	45" × 21" × 25"	11500	32 per phase	94	155-200	37 ⅜"

### Line CLASSIC



Comes fitted for natural gas. Convertible to propane. Regulator required.

Spit motor: 110 Volts



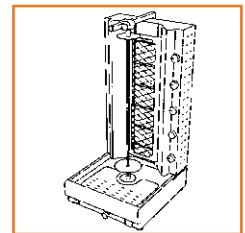
DG4A



DG6A



DG8A



DG10A



DG12V




DG16V

All models include stainless steel shovel



EXTRA SPITS  
See our website for various sizes



	MODEL	DIMENSIONS (H×W×D)	BTU	WEIGHT (LB)	MEAT CAP. (LB)	SPIT HEIGHT	BURNERS
<b>GAS</b>	DG4A	26" × 20 7/8" × 25 1/4"	24000	73	40-70	18 1/2"	2 × Double
	DG6A	32 5/8" × 20 7/8" × 25 1/4"	36000	82	66-100	24 3/4"	3 × Double
	DG8A	39" × 20 7/8" × 25 1/4"	48000	87	90-140	31 1/8"	4 × Double
	DG10A	45 1/4" × 20 7/8" × 25 1/4"	60000	94	155-200	37 3/8"	5 × Double
<b>GAS**</b> Turbo	DG12V	33" × 23" × 27"	72000	102	130-145	25 3/4"	6 × Double
	DG16V	41" × 23" × 27"	96000	121	175-200	32 3/4"	8 × Double

\*\*ALSO AVAILABLE: SDG12V - Stainless steel doors for DG12V. SDG16V - Stainless steel doors for DG16V.



US 156 Lawrence Paquette, Champlain, NY 12919 | CAN 120 rue de la Barre, Boucherville, QC J4B 2X7  
1 888 956 6866 | info@eurodib.com | www.eurodib.com