

## Specifications

### Description

Black Diamond's gear driven commercial planetary mixers are perfect for any small bakery, restaurant, deli and more. Their heavy duty construction and powerful motor will easily handle any type of mixing task needed with ease. Three fixed speeds and its direct drive 100% gear driven transmission allow the mixers to maintain a consistent mixing speed no matter how much product is in the mixing bowl. Comes complete with a stainless steel mixing bowl, wire whisk, dough hook and flat beater attachments. The BDPM-20 and BDPM-30 mixers also have a #12 hub for meat grinding attachments. 120V. 5' long power cord with a NEMA 5-15 plug. These units are ETL Listed and ETL Sanitation and are backed by a 1 year replace or repair warranty.

### Construction

- Heavy duty construction
- Stainless steel wire safety guard around bowl
- Stainless steel bowl clamps hold mixing bowl securely in place during operation
- Rubber inserts on feet for stability

### Operation

- Powerful motors
- Direct drive 100% gear driven transmission for consistent mixing speed
- Three fixed mixing speeds with easy shift
- Push button On/Off switch
- 60 minute timer on the BDPM-20 and BDPM-30 models

### Electrical

- 120V
- 5' power cord with NEMA 5-15 plug
- Single phase electrical rating

### Attachments

- Includes wire whisk, dough hook and flat beater
- Stainless steel mixing bowl
- BDPM-20 and BDPM-30 feature a #12 hub for meat grinding attachments

### Certifications/Approvals




## Planetary Mixers

### Models:

- BDPM-10 - 10 Quart Mixer
- BDPM-20 - 20 Quart Mixer
- BDPM-30 - 30 Quart Mixer



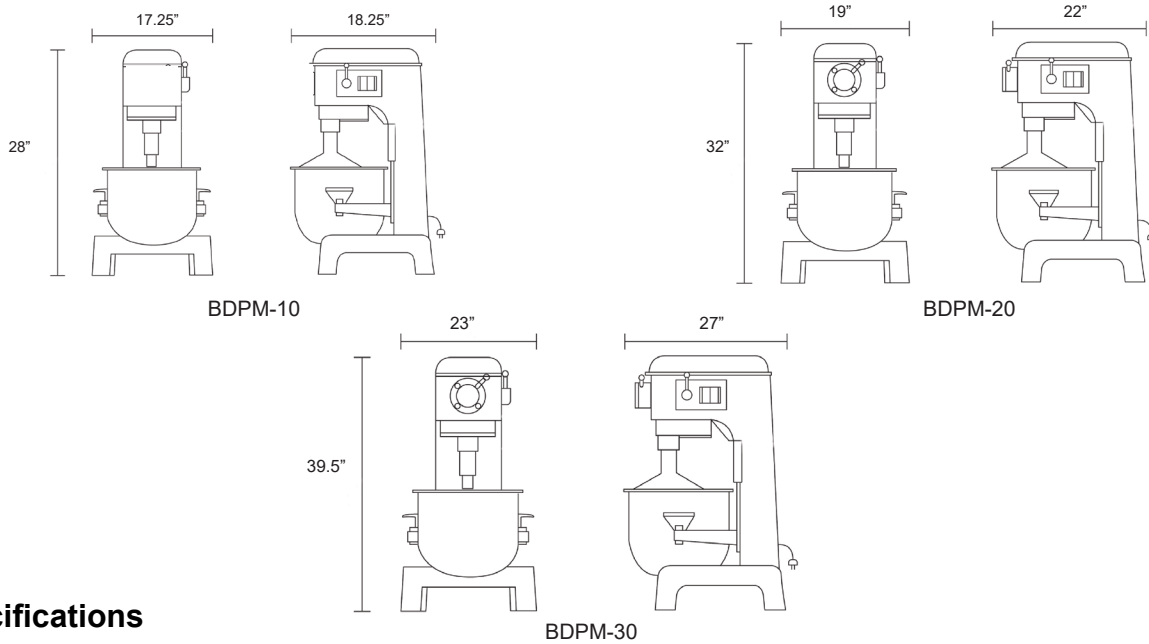
BDPM-20 model shown






**Warranty:** Black Diamond warrants this product to be free of defects in materials and workmanship for a period of 1 year from the date of original installation.

## Planetary Mixers - BDPM-10, BDPM-20, BDPM-30

### Plan View



### Specifications

Item Number	Description	Volts	Wattage	Amps	Horsepower	NEMA Plug
BDPM-10	Planetary Mixer 10 Qt.	120V	600W	5	0.75 HP	5-15P 
BDPM-20	Planetary Mixer 20 Qt.	120V	1100W	9	1.5 HP	5-15P 
BDPM-30	Planetary Mixer 30 Qt.	120V	1800W	15	2.4 HP	5-15P 

Item Number	Item Dimensions	Speeds	RPM's	Hub Attachment	Timer
BDPM-10	17.25"W x 18.25"D x 28"H	Three	113/184/341	N/A	N/A
BDPM-20	19"W x 22"D x 32"H	Three	108/199/382	#12	0-60 minutes
BDPM-30	23"W x 27"D x 39.5"H	Three	84/151/270	#12	0-60 minutes

### Shipping Info

Item Number	Box Dimensions	Gross Weight	Net Weight
BDPM-10	21.25"W x 19"D x 28"H	157 lbs	125 lbs
BDPM-20	24.75"W x 22.25"D x 34.25"H	250 lbs	205 lbs
BDPM-30	28"W x 25.25"D x 44.5"H	394 lbs	345 lbs

For more information about this or any of our other products go to [www.admiralcraft.com](http://www.admiralcraft.com). This item is listed on AutoQuotes. For full explanation of warranty coverage on this product please refer to warranty page located in the owner's manual and warranty section at [www.admiralcraft.com](http://www.admiralcraft.com). Specifications subject to change without notice. Please confirm at time of order.