

## Specifications

### Description

Adcraft's electric water bath steam table is constructed of all stainless steel. All four top openings fit a 12" x 20" full size food pan with no additional water pans needed. The stainless steel water pan is fully welded and has a recessed well that houses the immersed heating element. Thermostatic temperature dial allows for accurate food holding temperature. Comes standard with adjustable stainless steel legs, undershelf and a 3/4" drainage pipe for easy removal of water. The steam table is customized with the optional stainless steel tray rack and optional 9" wide polycarbonate cutting board shelf. This unit ships knocked down and assembly is required. This unit is backed by Adcraft's 1 year limited warranty.

### Construction

- Heavy duty stainless steel body and well
- 4 top openings that fit 12" x 20" full size food pans
- Stainless steel legs with adjustable bullet ends
- Undershelf for storage

### Water Pan

- Fully welded 304 stainless steel construction
- Recessed well with 3000W immersed heating element
- 3/4" drain for quick and easy draining

### Electrical

- Single 3000W heating element that runs throughout the bottom of the water well
- Thermostatic control dial
- 5' power cord with NEMA 6-20 plug extends out from underneath the unit
- Low water cutoff sensor with reset button
- 208V/240V, 3000W, 12.5 Amps

### Available Options & Accessories

- EST-240/TH - Stainless steel tray holder
- EST-240/PCB - 9" wide cutting board and s/s shelf



## Water Bath Steam Table Electric - Open Base

### Model:

EST-240 - 4 Bay



EST-240 shown with optional cutting board and tray holder



EST-240/TH  
Tray Holder

304 Stainless steel  
Water Pan Well

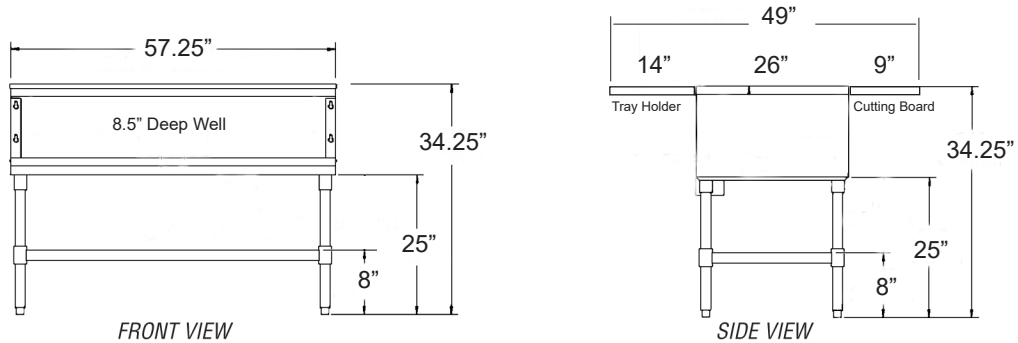
EST-240/PCB  
9" Cutting Board

**Warranty:** This product is protected by Admiral Craft Equipment Corporation's one year limited warranty. Should your product fail under normal use it will be repaired or replaced up to one year from date of purchase.



## Water Bath Steam Table - Electric - Open Base

### Plan View



### Specifications

| Item Number | Well Openings | Volts     | Wattage | Amps | NEMA Plug  |
|-------------|---------------|-----------|---------|------|--|
| EST-240     | 4             | 208V/240V | 3000W   | 12.5 | 6-20P <small>NEMA 6-20 PLUG<br/>208V, 240V 25 Amps</small> |

### Shipping Info

| Item Number | Description                         | Dimensions                | Gross Weight | Net Weight |
|-------------|-------------------------------------|---------------------------|--------------|------------|
| EST-240     | Water Bath Steam Table - 4 Bay      | 57.25"W x 26"D* x 34.25"H | 79 lbs       | 68 lbs     |
| EST-240/TH  | Stainless Steel Tray Holder         | 57.25"W x 14"D x 2"H      | 10 lbs       | 10 lbs     |
| EST-240/PCB | Polycarbonate Cutting Board w/shelf | 57.25"W x 9"D x 1"H       | 20 lbs       | 18.75 lbs  |

\*This dimension does not include attached tray rack and cutting board shelf.

For more information about this or any of our other products go to [www.admiralcraft.com](http://www.admiralcraft.com). This item is listed on AutoQuotes. For full explanation of warranty coverage on this product please refer to warranty page located in the owner's manual and warranty section at [www.admiralcraft.com](http://www.admiralcraft.com). Specifications subject to change without notice. Please confirm at time of order.